

MTTL/SECT/20/2025-26

Date: 29<sup>th</sup> May, 2025

The Secretary, Listing Department, <b>BSE Ltd.</b> , Phiroze Jeejeebhoy Towers, Dalal Street, Fort, Mumbai-400001. <b>Scrip Code: 526263</b>	The Manager, Listing Department, <b>National Stock Exchange of India Limited</b> , Exchange Plaza, 5 <sup>th</sup> Floor, Plot No. C/1, G Block, Bandra Kurla Complex, Bandra (E), Mumbai-400051. <b>Symbol: MOLDTECH - EQ</b>
---	---

Sir/Madam,

**Sub: Outcome of the Board Meeting pursuant to Regulation 30 of SEBI (Listing Obligations and Disclosure Requirements) Regulations, 2015.**

With reference to the captioned subject, we wish to inform you that the Board of Directors of the Company at its meeting held today which commenced at 3:00 p.m. and concluded at 6:00 p.m., has, inter-alia, considered and approved the following matters:

- 1) Audited Financial Results (Standalone and Consolidated) of the Company for the quarter and financial year ended on 31<sup>st</sup> March, 2025;
- 2) The Auditor's Reports issued by M/s. Praturi & Sriram, Statutory Auditors, **with unmodified opinion** on the aforesaid Standalone and Consolidated financial results of the Company for the quarter and financial year ended on 31<sup>st</sup> March, 2025.

The detailed press release pertaining to the financial results is also enclosed herewith for your record.

Thanking you,

**For Mold-Tek Technologies Limited**



**J. Lakshmana Rao**  
**Chairman & Managing Director**  
**DIN: 00649702**



**Encl.: As above**

**Independent Auditor's Report on the Quarterly and Year to Date Standalone Financial Results of Mold-Tek Technologies Limited Pursuant to Regulation 33 of the SEBI (Listing Obligations and Disclosure Requirements) Regulations, 2015**

To the Board of Directors of Mold-Tek Technologies Limited

**Opinion**

We have audited the accompanying Standalone Financial Results of Mold-Tek Technologies limited (the company) for the quarter ended 31st March 2025 and the year-to-date results for the period from 1<sup>st</sup> April 2024 to 31st March 2025, attached herewith, being submitted by the company pursuant to the requirements of Regulation 33 of the SEBI (Listing Obligations and Disclosure Requirements) Regulations, 2015, as amended ("Listing Regulations").

In our opinion and to the best of our information and according to the explanations given to us, the Standalone Financial Results:

- i. are presented in accordance with the requirements of Regulation 33 of the Listing Regulations in this regard; and
- ii. give a true and fair view in conformity with the recognition and measurement principles laid down in the applicable accounting standards and other accounting principles generally accepted in India of the net profit and other comprehensive income and other financial information for the quarter ended 31st March 2025 as well as the year-to-date results for the period from 1st April 2024 to 31st March 2025.

**Basis for Opinion**

We conducted our audit in accordance with the Standards on Auditing (SAs) specified under section 143(10) of the Companies Act, 2013 (the Act). Our responsibilities under those Standards are further described in the Auditor's Responsibilities for the Audit of the Standalone Financial Results section of our report. We are independent of the Company in accordance with the Code of Ethics issued by the Institute of Chartered Accountants of India together with the ethical requirements that are relevant to our audit of the financial results under the provisions of the Companies Act, 2013 and the Rules thereunder, and we have fulfilled our other ethical responsibilities in accordance with these requirements and the Code of Ethics. We believe that the audit evidence we have obtained is sufficient and appropriate to provide a basis for our opinion.

**Management's Responsibilities for the Standalone Financial Results**

These quarterly financial results as well as the year-to-date standalone financial results have been prepared on the basis of the Standalone Annual Financial Statements.

The Company's Management and the Board of Directors are responsible for the preparation and presentation of these standalone annual financial results that give a true and fair view of the net profit/loss and other comprehensive income and other financial information in accordance with the recognition and measurement principles laid down in Indian Accounting Standard 34, "Interim Financial Reporting" prescribed under Section 133 of the Act and other accounting principles generally accepted in India and in compliance with Regulation 33 of the Listing Regulations. This responsibility also includes maintenance of adequate accounting records in accordance with the provisions of the Act for


safeguarding of the assets of the Company and for preventing and detecting frauds and other irregularities; selection and application of appropriate accounting policies; making judgments and estimates that are reasonable and prudent; and the design, implementation and maintenance of adequate internal financial controls, that were operating effectively for ensuring accuracy and completeness of the accounting records, relevant to the preparation and presentation of the Standalone Annual Financial Results that give a true and fair view and are free from material misstatement, whether due to fraud or error.

In preparing the Standalone Financial Results, the Board of Directors are responsible for assessing the Company's ability to continue as a going concern, disclosing, as applicable, matters related to going concern and using the going concern basis of accounting unless the Board of Directors either intends to liquidate the Company or to cease operations, or has no realistic alternative but to do so.

The Board of Directors are also responsible for overseeing the Company's financial reporting process.

#### **Auditor's Responsibilities for the Audit of the Standalone Financial Results**

Our objectives are to obtain reasonable assurance about whether the Standalone Financial Results as a whole are free from material misstatement, whether due to fraud or error, and to issue an auditor's report that includes our opinion. Reasonable assurance is a high level of assurance, but is not a guarantee that an audit conducted in accordance with SAs will always detect a material misstatement when it exists. Misstatements can arise from fraud or error and are considered material if, individually or in the aggregate, they could reasonably be expected to influence the economic decisions of users taken on the basis of these Standalone Financial Results.

As part of an audit in accordance with SAs, we exercise professional judgment and maintain professional skepticism throughout the audit. We also:

- Identify and assess the risks of material misstatement of the Standalone Financial Results, whether due to fraud or error, design and perform audit procedures responsive to those risks, and obtain audit evidence that is sufficient and appropriate to provide a basis for our opinion. The risk of not detecting a material misstatement resulting from fraud is higher than for one resulting from error, as fraud may involve collusion, forgery, intentional omissions, misrepresentations, or the override of internal control.
- Obtain an understanding of internal financial control relevant to the audit in order to design audit procedures that are appropriate in the circumstances, Under Section 143(3) (i) of the Act, we are also responsible for expressing our opinion on whether the company has adequate internal financial controls with reference to financial statements in place and the operating effectiveness of such controls.
- Evaluate the appropriateness of accounting policies used and the reasonableness of accounting estimates and related disclosures made by the Board of Directors.
- Conclude on the appropriateness of the Board of Directors' use of the going concern basis of accounting and, based on the audit evidence obtained, whether a material uncertainty exists related to events or conditions that may cast significant doubt on the Company's ability to continue as a going concern. If we conclude that a material uncertainty exists, we are required to draw attention in our auditor's report to the related disclosures in the financial results or, if such disclosures are inadequate, to modify our opinion. Our conclusions are based on the audit evidence obtained up to the date of our auditor's report. However, future events or conditions may cause the Company to cease to continue as a going concern.



- Evaluate the overall presentation, structure and content of the standalone financial results, including the disclosures, and whether the financial results represent the underlying transactions and events in a manner that achieves fair presentation.

Materiality is the magnitude of misstatements in the standalone financial results that, individually or in aggregate, makes it probable that the economic decisions of a reasonably knowledgeable user of the Standalone Financial Results may be influenced. We consider quantitative materiality and qualitative factors in (i) Planning the scope of our audit work and in evaluating the results of our work; and (ii) To evaluate the effect of any identified misstatements in the standalone financial results.

We communicate with those charged with governance regarding, among other matters, the planned scope and timing of the audit and significant audit findings, including any significant deficiencies in internal control that we identify during our audit.

We also provide those charged with governance with a statement that we have complied with relevant ethical requirements regarding independence, and to communicate with them all relationships and other matters that may reasonably be thought to bear on our independence, and where applicable, related safeguards.

#### **Other Matter**

The Standalone Financial results include the results for the quarter ended 31<sup>st</sup> March, 2025 being the balancing figures between the audited figures in respect of the full financial year and the published unaudited year to date up to the third quarter of the current financial year which were subject to limited review.

For Praturi and Sriram,  
Chartered Accountants  
(Firm Reg. No: 002739S)



CA Sri Raghuram Praturi  
Partner  
Membership No: 221770  
**UDIN: 25221770BMOZUX6147**  
Date: 29-05-2025  
Place: Hyderabad



(₹ in lakhs)

Particulars	As at	As at
	31 March, 2025	31 March, 2024
	(Audited)	(Audited)
<b>I. ASSETS</b>		
<b>Non-current Assets</b>		
(a) Property, plant and equipment	2,485.54	2,395.31
(b) Right-of-use assets	575.30	942.38
(c) Capital Work-in-Progress	23.04	-
(d) Intangible assets	377.00	445.34
(e) Financial assets		
(i) Investments	5,252.86	1,360.07
(ii) Other financial assets	100.37	116.21
(f) Other non-current assets	19.99	26.79
<b>Current Assets</b>		
(a) Financial assets		
(i) Trade receivables	2,274.21	4,993.19
(ii) Cash and cash equivalents	665.06	2,764.73
(iii) Bank balances other than (ii) above	31.25	27.49
(iv) Loans	14.92	10.74
(v) Other financial assets	11.09	78.38
(b) Current tax assets (net)	406.96	340.60
(c) Other current assets	1,216.99	847.82
<b>TOTAL ASSETS</b>	<b>13,454.58</b>	<b>14,349.05</b>
<b>II. EQUITY AND LIABILITIES</b>		
<b>Equity</b>		
(a) Equity share capital	571.29	567.82
(b) Other equity	10,941.30	11,376.87
<b>Liabilities</b>		
<b>Non-Current Liabilities</b>		
(a) Financial liabilities		
Lease liabilities	425.40	743.06
(b) Provisions	-	-
(c) Deferred tax liabilities (net)	75.56	60.41
<b>Current Liabilities</b>		
(a) Financial liabilities		
(i) Lease Liabilities	241.06	279.97
(ii) Trade payables		
(A) Dues to micro enterprises and small enterprises	24.95	12.48
(B) Dues to creditors other than micro enterprises and small enterprises	90.45	61.95
(iii) Other financial liabilities	817.99	861.54
(b) Other current liabilities	114.91	124.34
(c) Provisions	151.67	260.61
<b>TOTAL EQUITY AND LIABILITIES</b>	<b>13,454.58</b>	<b>14,349.05</b>

For MoldTek Technologies Limited



J Lakshmana Rao

Chairman &amp; Managing Director

DIN: 00649702



Place: Hyderabad

Date: 29th May, 2025

STATEMENT OF AUDITED STANDALONE FINANCIAL RESULTS FOR THE QUARTER AND YEAR ENDED 31ST MARCH 2025


₹ In lakhs except for EPS

SL NO.	PARTICULARS	QUARTER ENDED			YEAR ENDED	
		31/03/2025 (Audited)	31/12/2024 (Un Audited)	31/03/2024 (Audited)	31-03-2025 (Audited)	31-03-2024 (Audited)
I	Revenue from operations	2,484.17	2,957.11	3,908.58	12,899.83	14,617.23
II	Other income	271.42	(30.33)	62.27	397.74	242.80
III	<b>Total income (I+II)</b>	<b>2,755.59</b>	<b>2,926.78</b>	<b>3,970.85</b>	<b>13,297.57</b>	<b>14,860.03</b>
IV	<b>Expenses</b>					
	Employee benefits expense	2,228.83	2,382.88	2,493.86	9,437.14	9,171.51
	Finance costs	14.28	15.38	21.31	69.95	92.50
	Depreciation and amortisation expenses	146.18	163.61	165.78	651.02	636.00
	Other expenses	568.70	300.66	459.32	1,535.54	1,268.99
	<b>Total Expenses (IV)</b>	<b>2,957.99</b>	<b>2,862.53</b>	<b>3,140.27</b>	<b>11,693.65</b>	<b>11,169.00</b>
V	Profit before exceptional items and tax (III-IV)	(202.40)	64.25	830.58	1,603.92	3,691.03
VI	Exceptional items	-	-	-	-	-
VII	<b>Profit before tax (V-VI)</b>	<b>(202.40)</b>	<b>64.25</b>	<b>830.58</b>	<b>1,603.92</b>	<b>3,691.03</b>
VIII	<b>Tax Expense</b>					
	(1) Current tax	(61.57)	16.80	182.35	399.60	912.93
	(2) Deferred tax	20.51	0.46	5.60	15.15	11.60
IX	<b>Profit for the period (VII-VIII)</b>	<b>(161.34)</b>	<b>46.99</b>	<b>642.63</b>	<b>1,189.17</b>	<b>2,766.50</b>
X	<b>Other Comprehensive Income</b>					
	<b>Items that will not be reclassified to profit or loss (net of tax)</b>					
	Remeasurement of defined benefit plans	67.10	(15.36)	(74.87)	21.03	(97.84)
	Fair value changes in equity instruments	(478.73)	(152.41)	(184.49)	(678.84)	(160.23)
XI	<b>Total Comprehensive Income for the period (IX+X)</b>	<b>(572.97)</b>	<b>(120.78)</b>	<b>383.27</b>	<b>531.36</b>	<b>2,508.43</b>
XII	<b>Paid up Equity Share Capital</b>	<b>571.29</b>	<b>571.29</b>	<b>567.82</b>	<b>571.29</b>	<b>567.82</b>
XIII	<b>Earnings per share (Face Value of ₹ 2 each) (Not Annualised)</b>					
	a) Basic	(0.57)	0.16	2.26	4.16	9.75
	b) Diluted	(0.56)	0.16	2.23	4.12	9.65

Notes:

- The above results for the quarter and year ended 31st Mar 2025 were reviewed by the Audit Committee and approved by the Board of Directors of the Company at their meeting held on 29th May, 2025. The statutory auditors have expressed an unmodified audit opinion.
- The figures for the quarter ended 31st March 2025 and 31st March 2024 are the balancing figures between audited figures in respect of full financial years and the published unaudited year to date figures upto third quarter of the respective financial years.
- The Company has one reportable segment as per the requirements of Ind AS 108 "Operating Segments".
- This statement is as per Regulation 33 of the SEBI (Listing Obligations and Disclosure Requirements) Regulations, 2015.
- The figures for the corresponding previous period have been regrouped/reclassified wherever necessary, to make them comparable.

For Mold-Tek Technologies Limited



J Lakshmana Rao  
Chairman & Managing Director  
DIN: 00649702



Place: Hyderabad  
Date: 29th May, 2025

Particulars	(₹ In lakhs)	
	For the Year ended 31 March 2025 (Audited)	For the Year ended 31 March 2024 (Audited)
<b>Cash flow from operating activities</b>		
Profit before tax	1,603.92	3,691.03
<b>Adjustments for:</b>		
Depreciation and amortisation expense	651.02	636.00
(Profit)/Loss on sale of property, plant and equipment	6.22	-
Finance costs	69.95	92.50
Provision for bad and doubtful debts	13.62	26.04
Bad debts written off	-	145.24
Liabilities no longer required	(1.05)	-
Unrealised (Gains)/Loss on Financial Assets measure at Fair Value	(257.77)	-
Interest income on fair valuation of deposits	(18.39)	(8.28)
(Gain)/ Loss on foreign exchange fluctuation	65.56	-
Share based payments charge	3.73	2.88
Dividend Income	(5.12)	(9.94)
<b>Operating Profit before working capital changes</b>	<b>2,131.70</b>	<b>4,575.47</b>
<b>Change in operating assets and liabilities</b>		
(Increase)/decrease in trade receivables	2,708.67	(1,866.45)
(Increase)/decrease in financial assets other than trade receivables	75.20	385.37
(Increase)/decrease in other current assets	(369.18)	(259.60)
(Increase)/decrease in other non current assets	6.80	(10.00)
Increase/(decrease) in short term and long term provisions	(48.87)	(56.11)
Increase/(decrease) in trade payables	41.89	(281.97)
Increase/(decrease) in other financial liabilities	(109.11)	(125.32)
Increase/(decrease) in other current liabilities	(9.43)	(9.98)
<b>Cash Generated from Operations</b>	<b>4,427.67</b>	<b>2,351.43</b>
Income taxes paid	505.00	950.00
<b>Net cash inflow from operating activities</b>	<b>3,922.67</b>	<b>1,401.43</b>
<b>Cash flows from investing activities</b>		
Purchase of property plant and equipment	(422.29)	(422.78)
Dividend Income	5.12	9.94
Purchase of Investments	(4,313.86)	(39.60)
Proceeds from sale of property, plant and equipment	3.31	-
<b>Net cash from/(used in) investing activities</b>	<b>(4,727.72)</b>	<b>(452.44)</b>
<b>Cash flow from financing activities</b>		
Proceeds from issue of share capital	-	100.98
Share Application Money pending allotment	3.47	117.91
Payments for lease liabilities	(326.90)	(317.51)
Dividend paid	(971.19)	(962.33)
<b>Net cash from/(used in) financing activities</b>	<b>(1,294.62)</b>	<b>(1,060.95)</b>
<b>Net increase/(decrease) in cash and cash equivalents</b>	<b>(2,099.67)</b>	<b>(111.96)</b>
<b>Cash and Cash equivalents at the beginning of the period</b>	<b>2,764.73</b>	<b>2,876.70</b>
<b>Cash and Cash equivalents at the end of the period</b>	<b>665.06</b>	<b>2,764.73</b>

**Components of Cash & Cash Equivalents**

Particulars	As at 31 March, 2025	As at 31 March, 2024
a) Balances with banks		
- current accounts	564.73	213.08
- debit balance in CC accounts	99.88	2,551.44
b) Cash on hand	0.45	0.21
<b>TOTAL</b>	<b>665.06</b>	<b>2,764.73</b>

For MoldTek Technologies Limited

J Lakshmana Rao

Chairman & Managing Director  
DIN: 00649702



Place: Hyderabad  
Date: 29th May, 2025

**Independent Auditor's Report on the Quarterly and Year to Date Consolidated Financial Results of Mold-Tek Technologies Limited Pursuant to Regulation 33 of the SEBI (Listing Obligations and Disclosure Requirements) Regulations, 2015**

To the Board of Directors of Mold-Tek Technologies Limited

**Opinion**

We have audited the accompanying Statement of Consolidated Financial Results of "**Mold-Tek Technologies Limited**" ("Holding company") and its subsidiary (holding company and its subsidiary together referred to as "the Group"), for the year ended 31<sup>st</sup> March 2025, being submitted by the holding company pursuant to the requirements of Regulation 33 of the SEBI (Listing Obligations and Disclosure Requirements) Regulations, 2015, as amended ("Listing Regulations").

In our opinion and to the best of our information and according to the explanations given to us, these Consolidated Financial Results:

- i. Includes the annual financial results of wholly owned Subsidiary, Mold-Tek Technologies Inc. USA;
- ii. are presented in accordance with the requirements of Regulation 33 of the Listing Regulations in this regard; and
- iii. Give a true and fair view in conformity with the applicable accounting standards and other accounting principles generally accepted in India of the net profit and other comprehensive income and other financial information of the Group for the year ended 31<sup>st</sup> March 2025.

**Basis for Opinion**

We conducted our audit in accordance with the Standards on Auditing (SAs) specified under section 143(10) of the Companies Act, 2013 (the Act). Our responsibilities under those Standards are further described in the Auditor's Responsibilities for the Audit of the Consolidated Financial Results section of our report. We are independent of the Group in accordance with the Code of Ethics issued by the Institute of Chartered Accountants of India together with the ethical requirements that are relevant to our audit of the financial statements under the provisions of the Companies Act, 2013 and the Rules thereunder, and we have fulfilled our other ethical responsibilities in accordance with these requirements and the Code of Ethics. We believe that the audit evidence obtained by us is sufficient and appropriate to provide a basis for our opinion.

**Management's Responsibilities for the Consolidated Financial Results**

These Consolidated financial results have been prepared on the basis of the consolidated annual financial statements. The Holding Company's Board of Directors are responsible for the preparation and presentation of these Consolidated Financial Results that give a true and fair view of the net profit/ loss and other comprehensive income and other financial information of the Group in accordance with the Indian Accounting Standards prescribed under Section 133 of the Act read with relevant rules issued thereunder and other accounting principles generally accepted in India and in compliance with Regulation 33 of the Listing Regulations. The respective Board of Directors of the companies included in the Group are responsible for maintenance of adequate accounting records in accordance with the provisions of the



Act for safeguarding of the assets of the Group for preventing and detecting frauds and other irregularities; selection and application of appropriate accounting policies; making judgments and estimates that are reasonable and prudent; and the design, implementation and maintenance of adequate internal financial controls, that were operating effectively for ensuring accuracy and completeness of the accounting records, relevant to the preparation and presentation of the consolidated financial results that give a true and fair view and are free from material misstatement, whether due to fraud or error, which have been used for the purpose of preparation of the Consolidated Financial Results by the Directors of the Holding Company, as aforesaid.

In preparing the Consolidated Financial Results, the respective Board of Directors of the companies included in the Group are responsible for assessing the ability of the Group to continue as a going concern, disclosing, as applicable, matters related to going concern and using the going concern basis of accounting unless the respective Board of Directors either intends to liquidate the Group or to cease operations, or has no realistic alternative but to do so.

The respective Board of Directors of the companies included in the Group are responsible for overseeing the financial reporting process of the Group.

#### **Auditor's Responsibilities for the Audit of the Consolidated Financial Results**

Our objectives are to obtain reasonable assurance about whether the Consolidated Financial Results as a whole are free from material misstatement, whether due to fraud or error, and to issue an auditor's report that includes our opinion. Reasonable assurance is a high level of assurance, but is not a guarantee that an audit conducted in accordance with SAs will always detect a material misstatement when it exists. Misstatements can arise from fraud or error and are considered material if, individually or in the aggregate, they could reasonably be expected to influence the economic decisions of users taken on the basis of these Consolidated Financial Results.

As part of an audit in accordance with SAs, we exercise professional judgment and maintain professional scepticism throughout the audit. We also:

- Identify and assess the risks of material misstatement of the standalone financial results, whether due to fraud or error, design and perform audit procedures responsive to those risks, and obtain audit evidence that is sufficient and appropriate to provide a basis for our opinion. The risk of not detecting a material misstatement resulting from fraud is higher than for one resulting from error, as fraud may involve collusion, forgery, intentional omissions, misrepresentations, or the override of internal control.
- Evaluate the appropriateness of accounting policies used and the reasonableness of accounting estimates and related disclosures made by the Board of Directors.
- Conclude on the appropriateness of the Board of Directors' use of the going concern basis of accounting and, based on the audit evidence obtained, whether a material uncertainty exists related to events or conditions that may cast significant doubt on the Company's ability to continue as a going concern. If we conclude that a material uncertainty exists, we are required to draw attention in our auditor's report to the related disclosures in the financial results or, if such disclosures are inadequate, to modify our opinion. Our conclusions are based on the audit evidence obtained up to the date of our auditor's report. However, future events or conditions may cause the Company to cease to continue as a going concern.



- Evaluate the overall presentation, structure and content of the Consolidated financial results, including the disclosures, and whether the financial results represent the underlying transactions and events in a manner that achieves fair presentation.
- Obtain sufficient appropriate audit evidence regarding the financial results/financial information of the entities within the Group to express an opinion on the consolidated Financial Results. We are responsible for the direction, supervision and performance of the audit of financial information of such entities included in the consolidated financial results of which we are the independent auditors.

Materiality is the magnitude of misstatements in the Consolidated Financial Results that, individually or in aggregate, makes it probable that the economic decisions of a reasonably knowledgeable user of the Consolidated Financial Results may be influenced. We consider quantitative materiality and qualitative factors in (i) Planning the scope of our audit work and in evaluating the results of our work; and (ii) To evaluate the effect of any identified misstatements in the Consolidated Financial Results.

We communicate with those charged with governance regarding, among other matters, the planned scope and timing of the audit and significant audit findings, including any significant deficiencies in internal control that we identify during our audit.

We also provide those charged with governance with a statement that we have complied with relevant ethical requirements regarding independence, and to communicate with them all relationships and other matters that may reasonably be thought to bear on our independence, and where applicable, related safeguards.

We also performed procedures in accordance with the circular issued by the SEBI under Regulation 33(8) of the Listing Regulations, as amended, to the extent applicable.

#### **Other Matters**

- a) The Financial results include the results for the quarter ended 31st March, 2025 being the balancing figures between the audited figures in respect of the full financial year and the published unaudited year to date up to the third quarter of the current financial year which were subject to limited review.

#### **Other matter – Scope of the Audit**


- b) We did not audit the financial statements/ financial information of subsidiary (Mold-Tek Technologies Inc.), and whose financial statements/ financial information reflect total assets of Rs.2,275.70 lakhs and total revenues of Rs.13,064.75 lakhs and net cash outflows amounting to Rs. 1,513.78 lakhs for the year ended on that date, as considered in the consolidated financial statements. The consolidated financial statements also include the net profit of subsidiary amounting to Rs.31.03 lakhs for the year ended 31st March, 2025. These financial statements / financial information have been audited by other auditors whose reports have been furnished to us by the Management and our opinion on the consolidated financial statements, in so far as it relates to the amounts and disclosures included in respect of this subsidiary and our report in terms of sub-section (3) of Section 143 of the Act, in so far as it relates to the aforesaid subsidiary is based solely on the reports of the other auditors.

Q



- c) This subsidiary is located outside India whose financial statements and other financial information have been prepared in accordance with accounting principles generally accepted in that country and which have been audited by other auditors under generally accepted auditing standards applicable in that country. The Company 's management has converted the financial statements of such subsidiary located outside India from accounting principles generally accepted in that country to accounting principles generally accepted in India. We have audited these conversion adjustments made by the Company's management. Our opinion in so far as it relates to the balances and affairs of such subsidiary located outside India is based on the report of other auditors and the conversion adjustments prepared by the management of the Company and audited by us.

For Praturi and Sriram  
Chartered Accountants  
(Firm Reg.No: 002739S)




CA. Sri Raghuram Praturi  
Partner  
Membership No: 221770  
**UDIN: 25221770BMOZUY1820**



Date: 29-05-2025  
Place: Hyderabad

Particulars	(₹ In lakhs)	
	As at 31 March, 2025 (Audited)	As at 31 March, 2024 (Audited)
<b>I. ASSETS</b>		
<b>Non-current Assets</b>		
(a) Property, plant and equipment	2,495.00	2,397.08
(b) Right-of-use assets	575.30	942.38
(c') Capital Work-in-Progress	23.04	0.00
(c) Intangible assets	377.05	445.49
(d) Financial assets		
(i) Investments	5,228.28	1,335.48
(ii) Other financial assets	100.37	116.21
(e) Other non-current assets	19.99	26.79
<b>Current Assets</b>		
(a) Financial assets		
(i) Trade receivables	1,906.97	3,084.89
(ii) Cash and cash equivalents	1,317.80	4,901.18
(iii) Bank balances other than (ii) above	31.25	27.49
(iv) Loans	14.92	10.74
(v) Other financial assets	11.09	78.38
(b) Current tax assets (net)	406.96	340.60
(c) Other current assets	1233.83	863.22
<b>TOTAL ASSETS</b>	<b>13,741.85</b>	<b>14,569.93</b>
<b>II. EQUITY AND LIABILITIES</b>		
<b>Equity</b>		
(a) Equity share capital	571.29	567.82
(b) Other equity	11,199.63	11,597.32
<b>Liabilities</b>		
<b>Non-Current Liabilities</b>		
(a) Financial liabilities		
Lease liabilities	425.40	743.06
(b) Provisions	-	-
(c) Deferred tax liabilities (net)	75.56	60.41
<b>Current Liabilities</b>		
(a) Financial liabilities		
(i) Lease Liabilities	241.06	279.97
(ii) Trade payables		
(A) Dues to micro enterprises and small enterprises	24.95	12.48
(B) Dues to creditors other than micro enterprises and small enterprises	90.45	61.95
(iii) Other financial liabilities	846.93	861.96
(b) Other current liabilities	114.91	124.34
(c) Provisions	151.67	260.62
<b>TOTAL EQUITY AND LIABILITIES</b>	<b>13,741.85</b>	<b>14,569.93</b>

For Mold-Tek Technologies Limited



J Lakshmana Rao  
 Chairman & Managing Director  
 DIN: 00649702



Place: Hyderabad  
Date: 29th May 2025

STATEMENT OF AUDITED CONSOLIDATED FINANCIAL RESULTS FOR THE QUARTER AND YEAR ENDED 31ST MARCH 2025

₹ In lakhs except for EPS


SL NO.	PARTICULARS	QUARTER ENDED			YEAR ENDED	
		31-03-2025 (Audited)	31-12-2024 (Un Audited)	31/03/2024 (Audited)	31/03/2025 (Audited)	31-03-2024 (Audited)
I	Revenue from operations	2,987.66	3,359.89	4,224.43	14,584.90	16,074.18
II	Other income	272.91	(28.99)	62.37	401.78	243.28
III	<b>Total Income (I+II)</b>	<b>3,260.57</b>	<b>3,330.90</b>	<b>4,286.80</b>	<b>14,986.68</b>	<b>16,317.46</b>
IV	<b>Expenses</b>					
	Employee benefits expense	2,447.79	2,662.18	2,699.55	10,381.60	10,023.18
	Finance costs	14.28	15.38	21.31	69.95	92.50
	Depreciation and amortisation expenses	151.75	158.55	166.19	652.02	637.64
	Other expenses	843.86	423.35	569.73	2,251.58	1,854.56
	<b>Total Expenses (IV)</b>	<b>3,457.67</b>	<b>3,259.46</b>	<b>3,456.78</b>	<b>13,355.16</b>	<b>12,607.88</b>
V	Profit before exceptional items and tax (III-IV)	(197.11)	71.44	830.02	1,631.52	3,709.58
VI	Exceptional items	-	-	-	-	-
VII	<b>Profit before tax (V-VI)</b>	<b>(197.11)</b>	<b>71.44</b>	<b>830.02</b>	<b>1,631.52</b>	<b>3,709.58</b>
VIII	<b>Tax Expense</b>					
	(1) Current tax	(61.57)	16.80	182.35	399.60	913.08
	(2) Deferred tax	20.51	0.45	5.60	15.15	11.60
IX	<b>Profit for the period (VII-VIII)</b>	<b>(156.05)</b>	<b>54.19</b>	<b>642.07</b>	<b>1,216.78</b>	<b>2,784.90</b>
X	<b>Other Comprehensive Income</b>					
	<b>a) Items that will not be reclassified to profit or loss (net of tax)</b>					
	Remeasurement of defined benefit plans	67.10	(15.36)	(74.87)	21.03	(97.84)
	Fair value changes in equity instruments	(478.73)	(152.41)	(184.49)	(678.84)	(160.23)
	<b>b) Items that will be reclassified to profit or loss (net of tax)</b>					
	Exchange differences in translating the Financial Statements of a foreign operation	2.48	6.54	(0.05)	10.27	1.57
XI	<b>Total Comprehensive Income for the period (IX+X)</b>	<b>(565.20)</b>	<b>(107.04)</b>	<b>382.66</b>	<b>569.24</b>	<b>2,528.40</b>
	<b>Profit for the period attributable to:</b>					
	Owners of the parent	(156.05)	54.19	642.07	1,216.78	2,784.90
	Non-controlling interests	-	-	-	-	-
	<b>Other comprehensive income attributable to:</b>					
	Owners of the parent	(409.15)	(161.23)	(259.41)	(647.54)	(256.50)
	Non-controlling interests	-	-	-	-	-
	<b>Total comprehensive income attributable to:</b>					
	Owners of the parent	(565.20)	(107.04)	382.66	569.24	2,528.40
	Non-controlling interests	-	-	-	-	-
XII	<b>Paid up Equity Share Capital</b>	<b>571.29</b>	<b>571.29</b>	<b>567.82</b>	<b>571.29</b>	<b>567.82</b>
XIII	<b>Earnings per share (Face Value of ₹ 2 each) (Not Annualised)</b>					
	a) Basic	(0.55)	0.19	2.26	4.26	9.81
	b) Diluted	(0.54)	0.19	2.23	4.22	9.72

**Notes:**

- The above results for the Quarter and Year ended 31st Mar 2025 were reviewed by the Audit Committee and approved by the Board of Directors of the Company at their meeting held on 29th May, 2025.
- The above results include the results of the wholly owned subsidiary, Mold-Tek Technologies Inc, USA.
- The figures for the quarter ended 31st March 2025 and 31st March 2024 are the balancing figures between audited figures in respect of full financial years and the published unaudited year to date figures upto third quarter of the respective financial years.
- The Group has consolidated financial results based on Ind AS 110 "Consolidated Financial Statements".
- The Group has one reportable segment as per the requirements of Ind AS 108 "Operating Segments".
- This statement is as per Regulation 33 of the SEBI (Listing Obligations and Disclosure Requirements) Regulations, 2015.
- The figures for the corresponding previous period have been regrouped/reclassified wherever necessary, to make them comparable.

Place : Hyderabad  
Date: 29th May 2025

For Mold-Tek Technologies Limited

  
J Lakshmana Rao  
Chairman & Managing Director  
DIN: 00649702



**CONSOLIDATED CASH FLOW STATEMENT FOR THE YEAR ENDED 31ST MARCH 2025**

(₹ in Lakhs)

Particulars	For the Year ended	For the Year ended
	31 March 2025	31 March 2024
	(Audited)	(Audited)
<b>Cash flow from operating activities</b>		
Profit before tax	1,631.52	3,709.58
<b>Adjustments for:</b>		
Depreciation and amortisation expense	652.02	637.64
Loss on sale of property, plant and equipment (net)	6.22	-
Finance costs	69.95	92.50
Provision for doubtful debts	24.83	33.52
Bad debts written off	-	145.24
Creditors written back (net)	(1.05)	0.00
Unrealised (Gains)/Loss on Financial Assets measure at Fair Value	(257.77)	0.00
Interest income on deposits	(18.23)	(8.76)
Share based payments charge	3.73	2.88
Dividend Income	(5.12)	(9.94)
(Gain)/ loss on foreign exchange fluctuation	65.56	0.00
Foreign exchange translation difference	10.27	1.54
<b>Operating Profit before working capital changes</b>	<b>2,181.96</b>	<b>4,604.19</b>
<b>Change in operating assets and liabilities</b>		
(Increase)/decrease in trade receivables	1156.40	20.27
(Increase)/decrease in financial assets other than trade receivables	75.20	385.37
(Increase)/decrease in other assets	(370.61)	(259.85)
Decrease in non current assets	6.80	(10.00)
Increase in non current provisions	(48.87)	(56.26)
Increase/(decrease) in trade payables	41.67	(281.97)
Increase/(decrease) in other financial liabilities	(80.60)	(189.72)
Increase/(decrease) in other current liabilities	(9.43)	(9.99)
<b>Cash Generated from Operations</b>	<b>2,952.51</b>	<b>4,202.05</b>
Income taxes paid	505.00	950.00
<b>Net cash from operating activities</b>	<b>2,447.51</b>	<b>3,252.05</b>
<b>Cash flows from investing activities</b>		
Purchase of property plant and equipment	(430.84)	(422.78)
Dividend Income	5.12	9.94
Income from Financial Assets	0.00	0.00
Purchase of Investments	(4,313.86)	(39.60)
Proceeds from sale of property, plant and equipment	3.31	0.00
<b>Net cash used in investing activities</b>	<b>(4,736.27)</b>	<b>(452.44)</b>
<b>Cash flow from financing activities</b>		
Proceeds from issue of share capital	-	100.98
Share Application Money pending allotment	3.47	117.91
Payments for lease liabilities	(326.90)	(317.51)
Dividend paid	(971.19)	(962.33)
<b>Net cash used in financing activities</b>	<b>(1,294.62)</b>	<b>(1,060.95)</b>
<b>Net increase/ (decrease) In cash and cash equivalents</b>	<b>(3,583.38)</b>	<b>1,738.66</b>
<b>Cash and Cash equivalents at the beginning of the period</b>	<b>4,901.18</b>	<b>3,162.52</b>
<b>Cash and Cash equivalents at the end of the period</b>	<b>1,317.80</b>	<b>4,901.18</b>

**Components of Cash & Cash Equivalents**

Particulars	As at 31 March, 2025	As at 31 March, 2024
a) Balances with banks		
- current accounts	1,217.48	2,349.53
- debit balance in CC accounts	99.88	2551.44
b) Cash on hand	0.45	0.21
<b>TOTAL</b>	<b>1,317.80</b>	<b>4,901.18</b>

For Mold-Tek Technologies Limited


**J Lakshmana Rao**  
 Chairman & Managing Director  
 DIN: 00649702

 Place: Hyderabad  
 Date: 29th May 2025

MTTL/SECT/21/2025-26

Date: 29<sup>th</sup> May, 2025

The Secretary,  
Listing Department,  
**BSE Ltd.**,  
Phiroze Jeejeebhoy Towers,  
Dalal Street, Fort, Mumbai-400001.  
Scrip Code: 526263

The Manager, Listing Department,  
**National Stock Exchange of India Limited**,  
Exchange Plaza, 5<sup>th</sup> Floor, Plot No. C/1,  
G Block, Bandra Kurla Complex,  
Bandra (E), Mumbai-400051.  
Symbol: MOLDTECH - EQ

Sir/Madam,

**Sub: Declaration under Regulation 33(3)(d) of the Securities and Exchange Board of India (Listed Obligations and Disclosure Requirements) Regulations, 2015.**

Pursuant to Regulation 33(3)(d) of the Securities and Exchange Board of India (Listing Obligations and Disclosure Requirements) Regulations, 2015, we hereby declare that M/s. Praturi & Sriram, Chartered Accountants, Statutory Auditors of the Company, have issued the Auditor's Report with unmodified opinion on the Audited Financial Statements of the Company for the financial year ended 31<sup>st</sup> March, 2025.

This is for your kind information and records.

Thanking you,

**For Mold-Tek Technologies Limited**



**J. Lakshmana Rao**  
Chairman & Managing Director  
DIN: 00649702



**Encl.: As above**

Registered Office:

Mold-Tek Technologies Limited

Plot No.700, Door No.8-2-293/82/A/700, Road No:36, Jubilee Hills, Hyderabad 500033, Telangana,India

Phone: +91-40-40300300/01/02/03/04, Fax: +91-40-40300328, E-mail ID: cstech@moldtekindia.com, ir@moldtekindia.com

Website: www.moldtekindia.com CIN No: L25200TG1985PLC005631

**MOLD-TEK TECHNOLOGIES LIMITED**

**NOTE ON AUDITED FINANCIAL RESULTS FOR THE  
QUARTER AND YEAR ENDED 31st MARCH 2025**

**Cash & Cash Equivalents of ₹ 57.05 Cr**

**Year on Year revenues down by 9.26%**

Mold-Tek Technologies Limited, a leading provider of engineering services, with notable expertise in Civil and Mechanical engineering services announced its financial results for the Quarter and Year ended 31<sup>st</sup> March 2025 in the Board Meeting dated 29<sup>th</sup> May 2025 as follows.

**Consolidated results for the Quarter and Year Ended 31st March 2025**

**Performance Highlights of 12M to 12M**

- ✓ Revenue ₹ 14,584.91 Lakhs (FY 23-24 12M: ₹ 16,074.18 Lakhs) down by 9.26%
- ✓ PAT ₹ 1,216.78 Lakhs (FY 23-24 12M: ₹ 2,784.90 Lakhs) down by 56.31%
- ✓ EBIDTA ₹ 2,353.50 Lakhs (FY 23-24 12M: ₹ 4,439.72 Lakhs) down by 46.99%

**Performance Highlights of Q4 to Q4**

- ✓ Revenue ₹ 2,987.66 Lakhs (FY 23-24 Q4: ₹ 4,224.43 Lakhs) down by 29.28%
- ✓ PAT ₹ (156.05) Lakhs (FY 23-24 Q4: ₹ 642.07 Lakhs) down by 124.30%
- ✓ EBIDTA ₹(31.08) Lakhs (FY 23-24 Q4: ₹ 1017.53 Lakhs) down by 103.05%

**Standalone results for the Quarter and Year Ended 31st March 2025**

**Performance Highlights of 12M to 12M**

- ✓ Revenue ₹ 12,899.83 Lakhs (FY 23-24 12M: ₹ 14,617.23 Lakhs) down by 11.75%
- ✓ PAT ₹ 1,189.17 Lakhs (FY 23-24 12M: ₹ 2,766.50 Lakhs) down by 57.02%
- ✓ EBIDTA ₹ 2,324.89 Lakhs (FY 23-24 12M: ₹ 4,419.53 Lakhs) down by 47.40%

**Performance Highlights of Q4 to Q4**

- ✓ Revenue ₹ 2484.17 Lakhs (FY 23-24 Q4: ₹ 3908.58 Lakhs) down by 36.44%
- ✓ PAT ₹ (161.34) Lakhs (FY 23-24 Q4: ₹ 642.63 Lakhs) down by 125.11%
- ✓ EBIDTA ₹ (41.95) Lakhs (FY 23-24 Q4: ₹ 1,017.67 Lakhs) down by 104.12%

**Company's FY: 2024-25 financial results:**

Company achieved revenue of ₹ 14,584.91 Lakhs in FY 24-25 compared to ₹ 16,074.18 Lakhs in FY 23-24, a down by 9.26%.

Company's Consolidated Profit after Tax for 12M 24-25 is ₹ 1216.78 Lakhs as against ₹ 2,784.90 Lakhs for 12M 23-24, down by 56.31 %

**Commenting on the results Mr. J Lakshmana Rao CMD,**

Due to US elections and uncertainties around, US construction activity stagnated during last 2 quarters effecting our revenues and performance.

As informed in Q3 press release, following a challenging period in Q4, the business environment has started improving, with a healthy uptick in order volumes recorded and we remain optimistic about maintaining this positive growth trajectory in the coming quarters.

**MOU with Interarch Building Solutions Limited:**

Interarch Building Solutions is one of India's most trusted names in pre-engineered steel building solutions, with a legacy spanning over four decades. Headquartered in Noida, Interarch has an

annual production capacity exceeding 150,000 MT. With a market capitalization of approximately ₹3,500 crore and a turnover exceeding ₹1,400 crore, Interarch is a formidable player in large-scale industrial and infrastructure projects across India and emerging global markets.

MoldTek Technologies Ltd. (MTTL), a leading provider of engineering design and detailing services in civil, mechanical, and structural engineering for the U.S. construction industry—with over 20 years of experience in the U.S. market and a wholly owned subsidiary/sales office in Atlanta, Georgia—is sharply focused on building long-term strategic capabilities that drive efficiency, scalability, and digital innovation. MTTL has entered into a Memorandum of Understanding (MoU).

### **Strategic Implications of the MoU for MoldTek:**

Under the MoU, MoldTek will promote export of Interarch's buildings to US construction markets. It is also agreed the designing, stamping, detailing and overseeing the project management will be handled exclusively by MoldTek.

Through this alliance, MoldTek will earn a fixed commission on the overall project value, unlocking a reliable revenue stream and increasing visibility into future earnings. Furthermore, the joint approach to project bidding and execution significantly strengthens our market positioning by enabling us to deliver complete, value-added solutions.

This collaboration is a strategic step toward reinforcing MoldTek's brand as a preferred engineering partner, expanding our footprint, and driving growth through shared capabilities and aligned goals.

Our newly established business development team has been successful in attracting multiple Requests for Quotation (RFQs), which are currently in different phases of the bidding and negotiation cycle.

On the operational front, the company continues to prioritize cost efficiency by adopting automated tools like API and Tek Assist. These have led to a significant productivity boost and contributed to a 9.33% quarter-on-quarter reduction in employee-related expenses.

We currently maintain cash reserves of ₹43.56 crore, which are invested in fixed-income instruments. This robust liquidity position gives us the flexibility to pursue strategic acquisitions while keeping our balance sheet free of debt.

**Future Prospects – Civil and Structural Division:**

Encouragingly, the Civil and Structural division outlook has improved. The new U.S. administration appears to be adopting a more balanced stance on tariff policies, contributing to a more predictable and stable business environment. This shift has enabled us to secure high-value large-scale projects in the quarters.

Civil division orders on hand as of May'25 is USD 3.3 Million compared to an order volume of USD 2.42 Million as of Dec'24, indicating improved traction in our CES domain.

**In Q1 of FY 2025–26, we have already secured three significant contracts:**

- A large casino development (17,000 tonnes)
- A major stadium construction (6,300 tonnes)
- An aircraft manufacturing facility (22,000 tonnes)

These projects are set to ramp up in Q1 and are expected to gain full traction by Q2. We remain confident in our ability to secure additional projects of similar scale in the coming quarters.

We are also making strong progress with clients in the Pre-Engineered Metal Building (PEMB) segment. Encouragingly, several former clients have re-engaged with us for PEMB design and detailing services, signalling renewed trust and growing opportunities in this market.

Looking ahead, we are cautiously optimistic. We believe the evolving policy direction under the new U.S. administration will continue to support growth in the construction industry.

At the same time, we have launched a cross-training initiative across key functional areas within the division. This proactive measure is aimed at enhancing workforce agility and ensuring the efficient deployment of resources across our expanding project portfolio.

**Future Prospects: Mechanical Division**

As we close FY 24-25, the Mechanical Division continues to remain sharply aligned with our long-term strategic roadmap. However slowdown in EV/automobile segment impacted our work inflow. Building on the momentum from the previous quarter, we are doubling down on sectoral diversification and capability expansion to unlock new revenue streams and drive sustained performance.

The Business Development team, which was expanded in Q2, has begun to show early traction in target segments including Special Purpose Machinery (SPM), and Plant Engineering. We are actively nurturing these leads into full-scale engagements, which are expected to reflect in order inflows over the next few quarters.

We are closely monitoring the Electric Vehicle (EV) sector, where recent indicators point to a deceleration in adoption due to regulatory uncertainties and shifting consumer sentiment. In response, we are recalibrating our automotive strategy to reduce reliance on EV-centric programs and increase our focus on adjacent areas such as hybrid technologies, retrofitting, and process engineering services. This tactical shift is designed to ensure sustained utilization of our core engineering capabilities, even amid sectoral volatility.

With macroeconomic tailwinds expected in H1 FY 25-26 and increasing demand in key industrial sectors, we are well-positioned to capitalize on growth opportunities. The division is committed to delivering value-driven solutions with enhanced agility, quality, and engineering depth.

For Mold-Tek Technologies Limited



J. Lakshmana Rao  
(Chairman & Managing Director)



For further information, please contact  
Vikram Singh  
Company Secretary & Investor Relations  
[ir@moldtekindia.com](mailto:ir@moldtekindia.com)

This press release contains forward-looking statements that reflect the current expectations and projections of management regarding the future developments and their potential impact on Mold-Tek Technologies Ltd and its subsidiaries. These statements are inherently subject to various risks and uncertainties, both known and unknown, which could significantly alter the actual outcomes, performance, or achievements compared to those mentioned in these statements. Key factors that could lead to material differences between our actual results and the expectations set forth include, but are not limited to: the overall economic and business environment in India and globally, the effectiveness of our strategic initiatives, our expansion and growth strategies, technological advancements, fluctuations in the Indian Rupee and other currency values, changes in domestic and international interest rates, amendments in applicable laws and regulations, increasing market competition and industry conditions, political shifts in India, and modifications in India's foreign exchange regulatory framework.